



# All Access

ShawContract®





# Entryway Systems


## First Impressions Begin Underfoot

The *All Access* collection is grounded in functionality. Designed to balance performance and aesthetics, it features **four interior, walk off tile styles** created especially for high-traffic areas in zones 2 and 3 of an entryway system. Use *All Access* to create a high-performance **transition area from outdoors to interiors**, a safety measure that helps protect you from the front door to the top floor. A true compliment to every style of interior flooring.

**SWIFT**—Make a mindful approach with this sophisticated tonal pattern that makes an easy visual transition between surfaces and spaces.

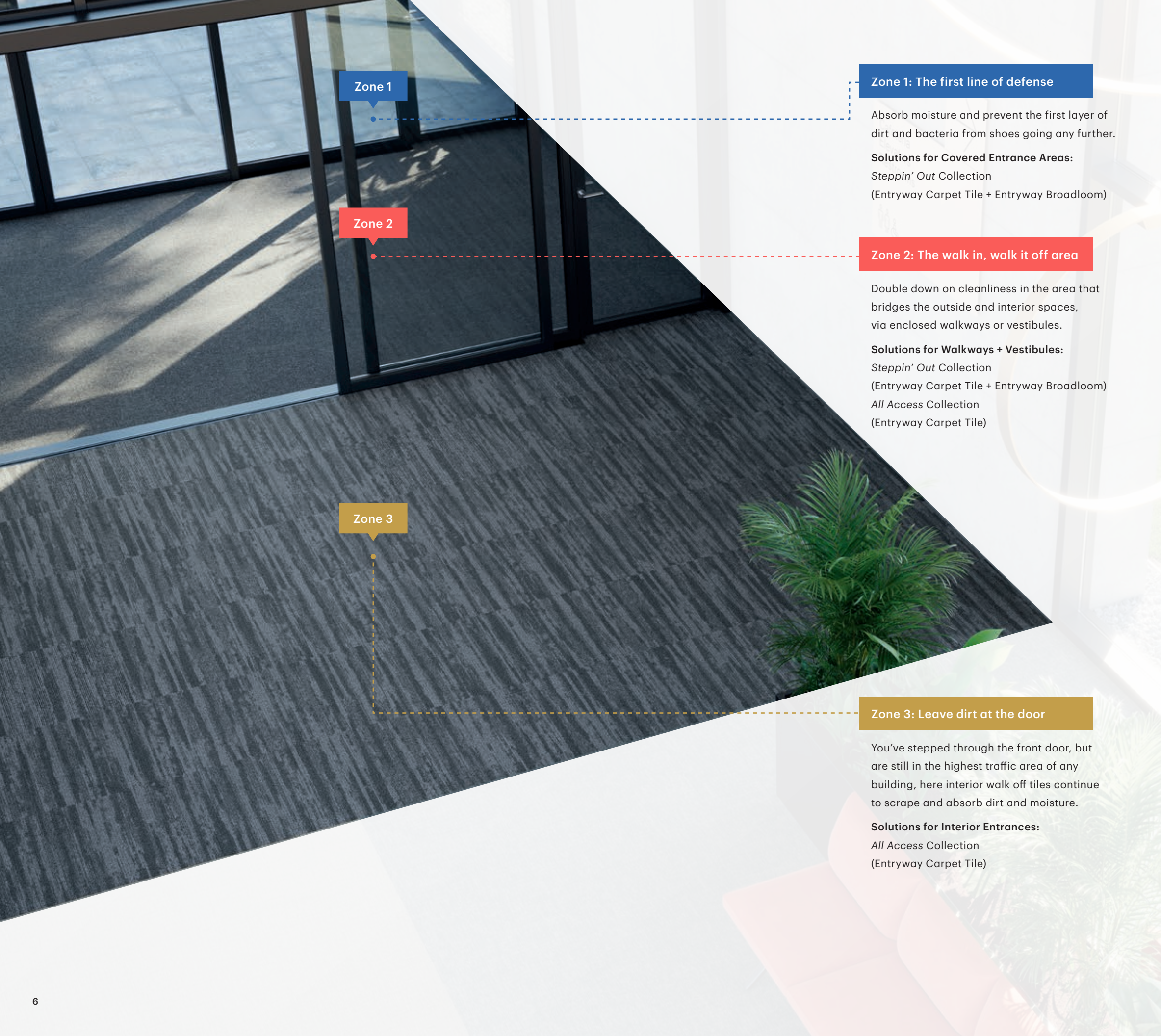
COVER AND LEFT: **SWIFT (ENTRYWAY CARPET TILE 5T414)** IN TRAVERSE (14557) | INSTALLED MONOLITHIC AND CUT (LVT 0922V) IN MUSHROOM (22155) AND **WELCOME II (ENTRYWAY CARPET TILE 5T031)** IN BLACK CHOCOLATE (31751) | INSTALLED QUARTER TURN AND LAYERED (AREA RUG G104R) IN BALANCED (82485)





Our comprehensive entryway system is organized into three zones, it's as simple as 1,2,3 to protect your people, your space, and your flooring investment.





Zone 1

**Zone 1: The first line of defense**

Absorb moisture and prevent the first layer of dirt and bacteria from shoes going any further.

**Solutions for Covered Entrance Areas:**

*Steppin' Out* Collection  
(Entryway Carpet Tile + Entryway Broadloom)

Zone 2

**Zone 2: The walk in, walk it off area**

Double down on cleanliness in the area that bridges the outside and interior spaces, via enclosed walkways or vestibules.

**Solutions for Walkways + Vestibules:**

*Steppin' Out* Collection  
(Entryway Carpet Tile + Entryway Broadloom)  
*All Access* Collection  
(Entryway Carpet Tile)

Zone 3

**Zone 3: Leave dirt at the door**

You've stepped through the front door, but are still in the highest traffic area of any building, here interior walk off tiles continue to scrape and absorb dirt and moisture.

**Solutions for Interior Entrances:**

*All Access* Collection  
(Entryway Carpet Tile)

# Walk in, Walk it off

What you keep out of any space is as important as what you create within. Every step that brings us indoors has an impact, the International Sanitary Supply Association (ISSA) estimates that 1,000 people in 20 days can track 24 pounds of soil into a space, add other environmental elements to those steps, and the need for an entryway system becomes essential to both protect and enhance your facility.

Each zone is supported by durable products backed with a Lifetime Warranty that are designed to target dirt, moisture, and bacteria. A combination of walk off and vestibule carpet tiles manufactured with a high strength PET fiber and Eco Solution Q® nylon ensure maximum performance in high-traffic areas.





**PACE**—Pave the way to protection with this understated pattern and loop pile texture, a practical, versatile choice.

## Because Every Step Matters

Entryway systems are the most effective way to protect and maintain interior flooring. *All Access, zone 2 and zone 3 interior walk off tiles* use high-performing Eco Solution Q® nylon plus a high denier **textured scraper nylon** fiber to stop soil and moisture from being brought into a building. Both styles feature enhanced performance attributes, including superior tuft binding, no delamination, and no edge ravel. Daily vacuuming and maintenance are recommended along with periodic deep cleaning through hot water extraction.

**PACE (ENTRYWAY CARPET TILE 5T413)** IN STEP (14549) | INSTALLED MONOLITHIC AND **BON JOUR II (ENTRYWAY CARPET TILE 5T032)** IN NAVY (31400) INSTALLED QUARTER TURN AND **REXCOURT (SHEET 0004V)** IN NOBLE ZELKOVA (01811) | INSTALLED STRAIGHT AND COVE (LVT 0927V) IN SILT (27504) | INSTALLED STAGGER AND **TRIMMASTER™ (8 MM T-MOLD)** IN SATIN SILVER (125CA)



*Divvy* takes its design cues from our best selling *Diffuse* style, this subtle abstract blends seamlessly with other patterns, a flexible choice that works in every entryway.

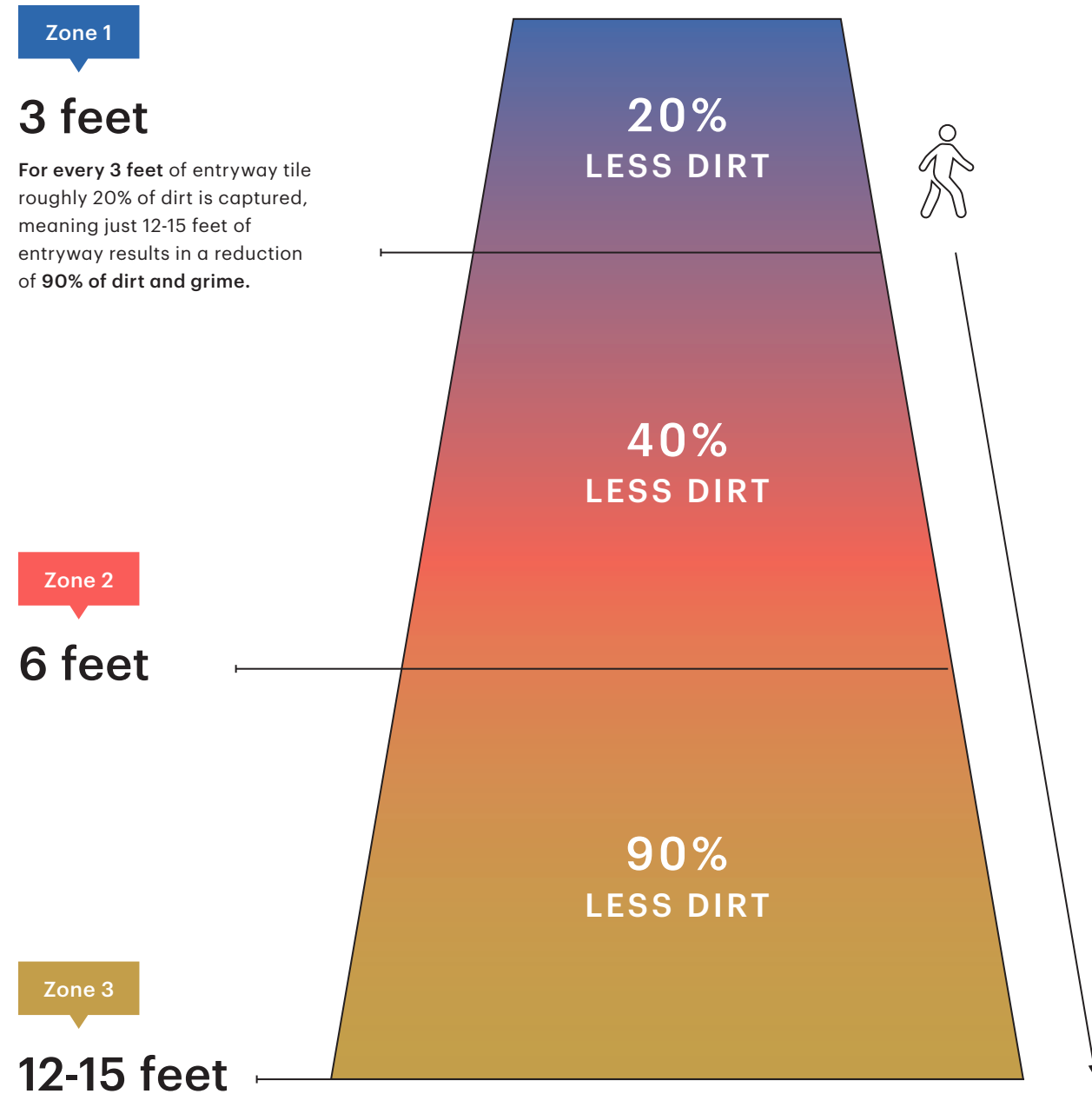
**DIVVY (ENTRYWAY CARPET TILE 5T411)** IN STRIDE (12505) AND **CAST (5.0 MM LVT 4098V)** IN SUSPEND (00510) AND **DIFFUSE (CARPET TILE 59575)** IN ROAD TRIP (75105) AND **BON JOUR II (ENTRYWAY CARPET TILE 5T032)** IN BLACK CHOCOLATE (31751) | INSTALLED QUARTER TURN



# Form, Function + Style

Flooring is the foundation of any space, it's an investment that deserves to be protected to allow its full lifespan, to reduce maintenance cost and to boost health and safety measures. *All Access* is available in four patterns and four colorways to work in harmony with both hard and soft surface interior styles.

*All Access* 24 x 24 inch tiles come in two tip sheared styles: **Divvy** and **Jive** for heavy commercial traffic and two loop styles **Pace** and **Swift** for severe traffic levels. Earthy textures, dark neutral tones, and cleverly thought out patterns create a smooth transition between designs and surfaces. Shades of charcoal help to disguise stains and lend a classic feel to entryways.



# Why *All Access*?



### Reduce Maintenance Costs

In just under three weeks 1,000 people can track 24 pounds of soil into a space resulting in an average cleaning cost of \$14,400. Reduce your maintenance costs by adding entryway carpet to catch dirt and grime before it catches up with your wallet.



### Safety and Slip Fall Risks

Entryway carpet can remove up to 90% of soil and water from shoes, reducing the amount of dirt to clean indoors and reducing the risk of slips and falls due to wet flooring.



### Reduce Soil, Improve Indoor Air Quality

Entryway carpet can significantly reduce the amount of dirt, bacteria, pesticides and other toxins brought indoors from the outside. LEED-EB recommends using entryway systems as a way to improve indoor air quality.



### Extending the Life of Your Floor

The TRSA estimates that more than 80% of the dust and dirt found in commercial spaces is tracked indoors on shoes. Testing has shown that 12-15 feet of entryway carpet will remove 90% of the soil from the bottom of shoes, protecting your flooring investments.

# People and Planet

We've long been grounded by the cycle of sustainability found in nature. With *All Access*, we elevate the industry standard for circular design with a rigorous framework for environmental and social responsibility to positively impact people and our planet.



### Carbon Neutral

All Shaw Contract carpet tile is manufactured in facilities that are 100% carbon-neutral.

### re[TURN]™ We Want it Back

At the end of its useful life, we'll reclaim and recycle EcoWorx® backed carpet to make more EcoWorx® carpet products at no cost to you. Since 2006, Shaw has reclaimed and recycled nearly 1 billion pounds of post consumer carpet reducing landfill waste.



### Cradle to Cradle Certified™

Designed and assessed for environmental and social performance across five critical sustainability categories: material health, material reuse, renewable energy and carbon management, water stewardship, and social fairness.



### Indoor Air Quality

People spend 90% of their time indoors, making these environments critical to our wellbeing. This product is Green Label Plus (GLP) Certified, meeting the California Department of Public Health (CDPH) indoor air quality standards for low-emitting products.

---

This product is manufactured and sold for floorcovering use only. To meet warranty requirements, approved adhesives must be used for glue-down application as outlined in the Shaw Contract installation instructions. Installation and maintenance instructions can be found on [shawcontract.com](http://shawcontract.com). Specifications are subject to nominal manufacturing variances. Material supply and/or manufacturing processes may necessitate specification changes without notice. Not for use in commercial wet areas due to slip and fall concerns.

**ShawContract®**